



**Cursor
Controls**



- 50 mm optical ball
- IP68 sealing
- Integrated scroll wheel

IEC60945 MARINE ERGONOMIC 50 MM TRACKBALL

The E50 Series desktop trackball is an extremely high specification device that incorporates the latest IP68 technology. The trackball combines the patented optical trackball technology with the new hall-effect scroll wheel to provide a fully waterproof desktop trackball solution. To compliment these two technologies the trackball also includes left, middle, and right switch functionality as found in all conventional desktop trackballs/mice making the E50 trackball a complete human interface solution for control of a cursor.

In the standard configuration the E50 Series is supplied with a black soft touch case, USB and PS/2 output, and a grey scroll wheel. The ergonomical trackball is available as desktop or as panel mount unit. The freestanding desktop device optimises desk space when compared to a mouse. The panel mount unit has been designed as part of OEM keyboards and consoles.

MECHANICAL SPECIFICATIONS

UNIT

Weight	~500 grams
Case material	PC/ABS
Case colour/finish	Black/soft touch

TRACKBALL MODULE

Ball size/material	Ø50.8mm (2")/Epoxy resin, metallic grey
Tracking force	30-80 grams – PTFE seal
Ball load	200N (20Kg) maximum downward pressure for 2 minutes @ 20°C
Resolvable ball speed	30 IPS (inches per second)
Tracking engine	Infra-red optical navigation technology
Removable ring style/colour	Bayonet style locking ring/black

SCROLL WHEEL

Wheel diameter	Ø25mm
Wheel material	PC/ABS
Wheel colour	Grey – various colours available
Encoding technology	Hall effect
Magnet strength	N42
Detent-scrolling force	30 grams nominal
Switch actuation force	275 ± 125 grams force

LEFT/RIGHT SWITCH

Switch actuation force	150 ± 50 grams force
------------------------	----------------------

FEATURES

- Certificate of Conformity fully compliant with IEC60945
- Sealing to IP68 (fully waterproof)
- Infra-red optical navigation technology
- Integrated IP68 hall-effect scroll wheel
- Integrated left, middle and right switch functionality
- Large 50mm ball for precise cursor movement
- Removable ball for easy cleaning
- Outputs: USB & PS/2 (auto select)
- Smooth operation in rugged environments
- No special driver required



ORDER INFO

desktop	E50-76A31D-M000	Output : PS/2 & USB Combo
panel mount	E50-76A2AD-M004	



ELECTRICAL SPECIFICATIONS

Protocol	USB & PS/2 (auto-select)
Supply voltage	4.4V to 5.25V DC
Supply current	100mA Max.
Trackball resolution	1200 counts per ball revolution @ 1 IPS (inches per second) +/- 10% 2400 counts per ball revolution @ 5 IPS (inches per second) +/- 10%
Scroll wheel resolution	24 counts per wheel revolution
Output connector	USB "A" type connector with 2 metre cable
Mating output connector	Standard USB "A" type socket

ENVIRONMENTAL SPECIFICATIONS

Operating temperature	0°C to +55°C (IEC 60068-2-1, IEC60068-2-2)
Storage temperature	-40°C to + 85 °C (IEC 60068-2-1, IEC60068-2-2)
Operating humidity	93% RH @ 40°C, non-condensing (IEC 60068-2-78)
Storage humidity	10%-95% non-condensing (IEC 60068-2-78)
Vibration	2g, 10-500Hz, 1 octave/min, 10 sweep cycles (IEC 60068-2-6)
Operating Shock	15g/11ms, ½ sine, 3 shocks in +ve and -ve direction, all 3 axes (IEC 60068-2-27)
Mechanical lifetime	1 million ball revolutions
MTBF	in excess of 80,000 hours (MIL-STD-217F)
ESD	15kV air-discharge and 8kV contact discharge (IEC 61000-4-2)
EMC	Radiated immunity - limits according to level 3 of IEC 61000-4-3 Radiated emissions to EN55022 class B
Sealing capability	IP68

The E50 trackball provides conventional X and Y axis cursor movement with an additional Z-axis scroll wheel. The Z-axis scroll wheel provides scroll/zoom and middle button capabilities for more effective navigation in complex user interfaces and operating systems (please note the function of the scroll wheel is software dependent). The trackball also features a removable retention ring enabling the user to remove the ball for servicing and maintenance purposes.



MANUFACTURED

Cursor Controls Ltd, Brunel Drive,
Newark, U.K
Tel: ++44 (0) 1636 615600
Fax: ++44 (0) 1636 615601
Website : www.cursorcontrols.com
E-mail: sales@cursorcontrols.com



SALES & SERVICE CENTRE

NSI bvba, Haakstraat 1A,
B-3740 Bilzen, Belgium
Tel. : +32 89 51 90 00
Fax : +32 89 91 90 09
Website : www.nsi-be.com
E-mail : info@nsi-be.com





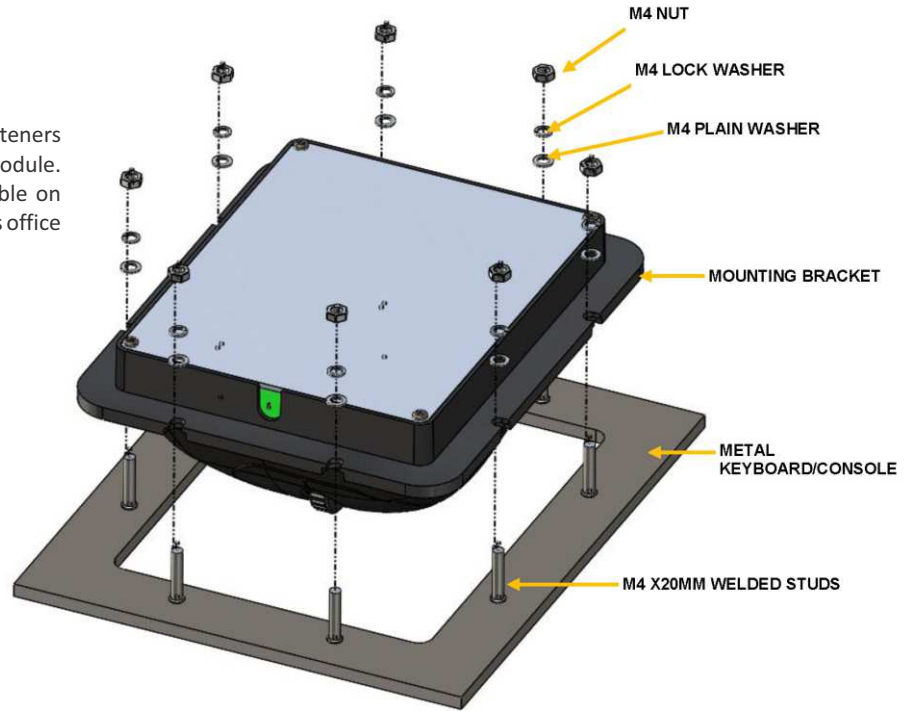
INSTALLATION PANEL MOUNT UNIT

The E50 Series, panel mount, ergonomic trackball module has been designed to be installed into the back of a user interface panel, key console. The following mounting arrangement is recommended;

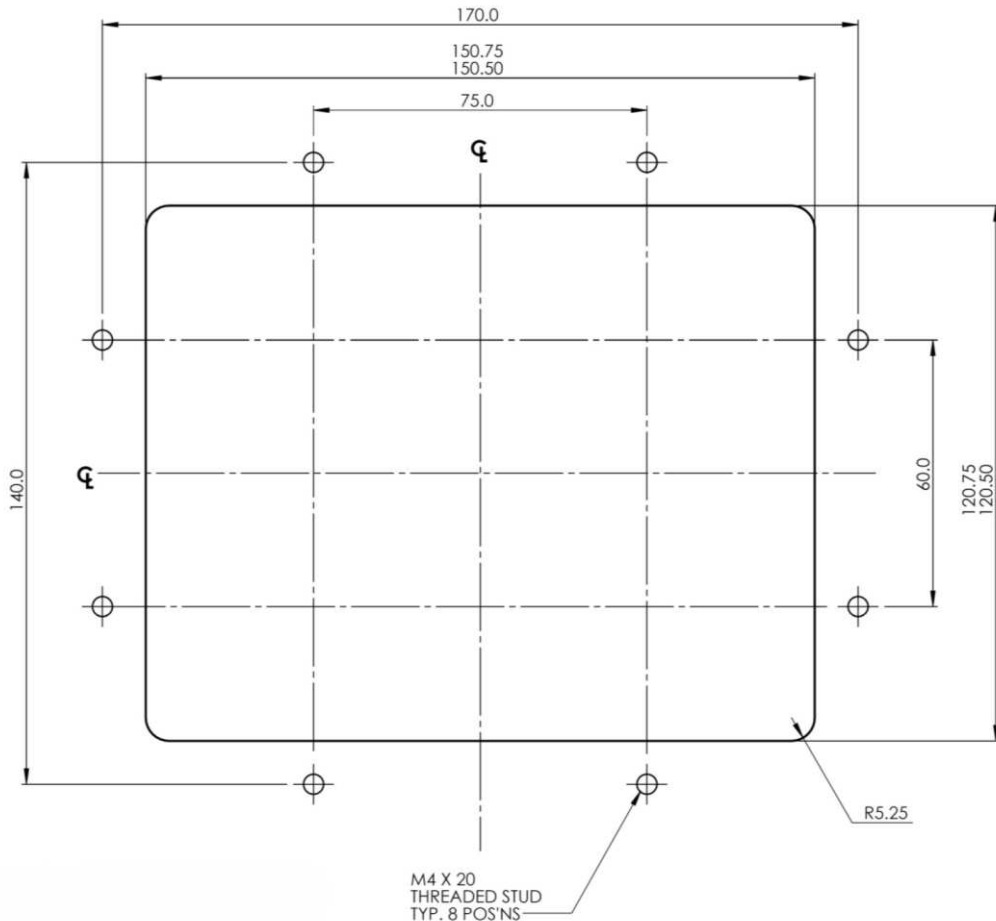
- 1 x 5mm thick metal panel
- The metal panel shall have 8 x M4 threaded studs (M4 x 20mm) spot welded to the underside of the metal panel.
- The metal panel shall have a cut-out as detailed in section 8 of this datasheet.

- 8 x M4 plain washers*
- 8 x M4 nuts*
- 8 x M4 lock washers*

*Please note that the fixings and fasteners are not supplied with the E50 Series module. Custom mounting brackets are available on request - please contact your local sales office for more information.

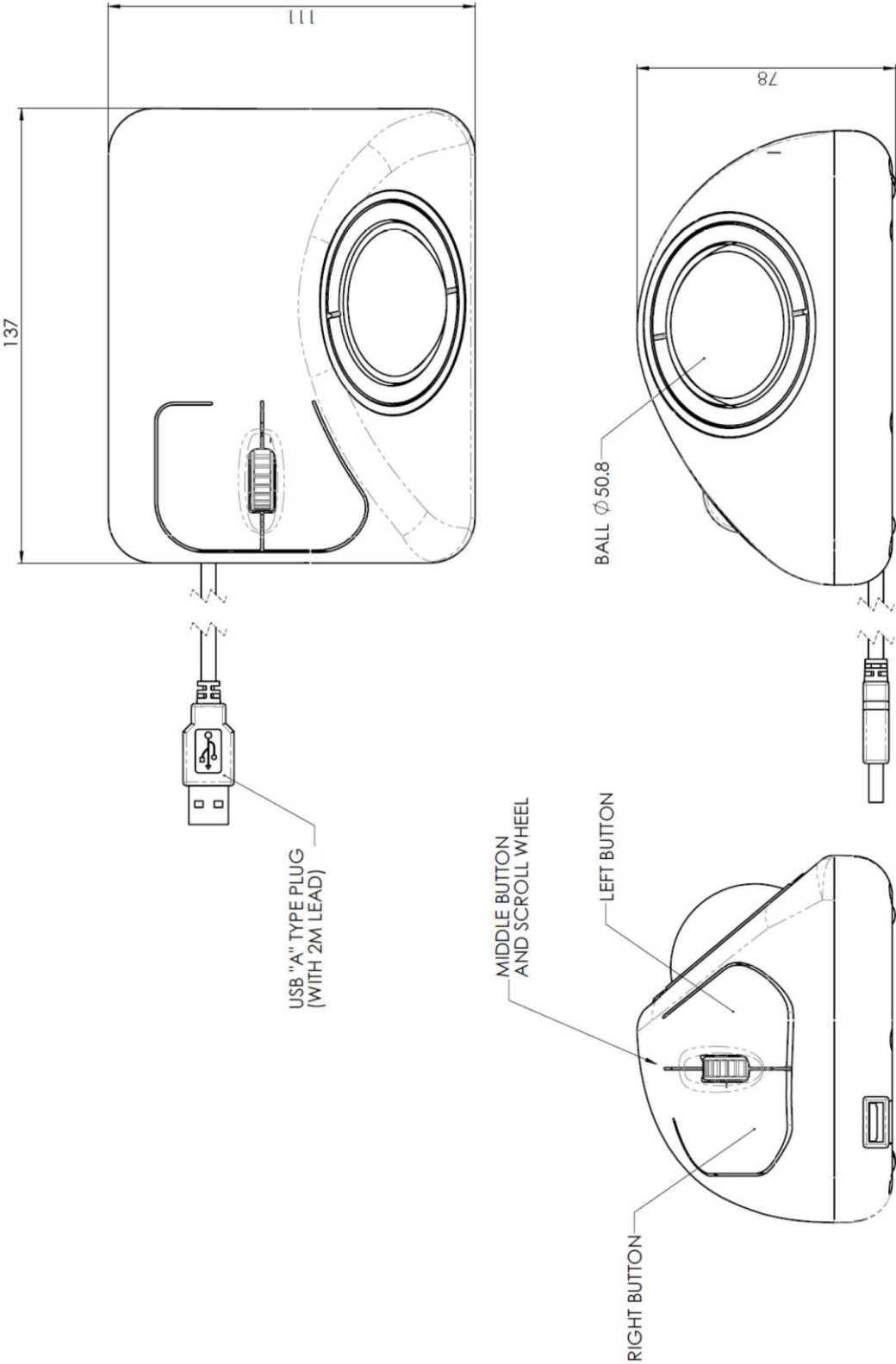


RECOMMENDED PANEL CUT-OUT - PANEL MOUNT UNIT





DIMENSIONAL DRAWING
Desktop version

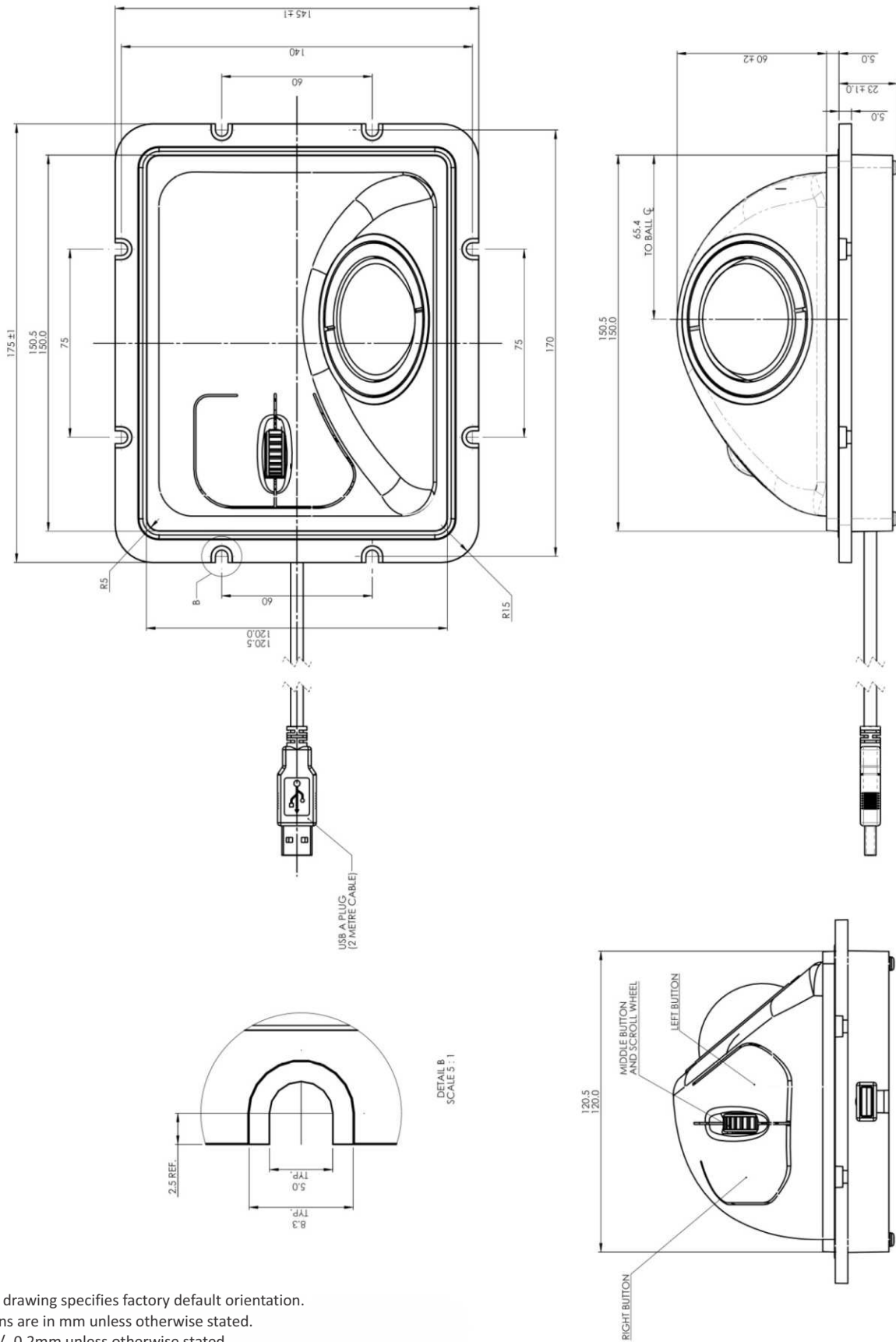


Dimensional drawing specifies factory default orientation.
All dimensions are in mm unless otherwise stated.
Tolerances +/- 0.2mm unless otherwise stated

The company reserves the right to alter without prior knowledge the specification or design of any standard product or service.



DIMENSIONAL DRAWING
Panel mount version



Dimensional drawing specifies factory default orientation.
All dimensions are in mm unless otherwise stated.
Tolerances +/- 0.2mm unless otherwise stated

The company reserves the right to alter without prior knowledge the specification or design of any standard product or service.