

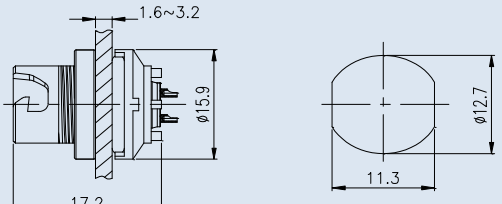
# 500 SERIES




## CHOGORI USA

### 500 Series Specifications

#### 500 Series , Front Panel Mount & Female Pin

Description	Front Panel Push Lock Type, Solder
Figure	

Drawing	 <p>Panel Cut-Out</p>
---------	---

Part-No.	Contacts	Part-Number
	1	11001635-01
	2	11002635-01 
	3	11003635-01 
	4	11004635-01
	2+2	11202635-01
	5	11005635-01
	6	11006635-01
	7	11007635-01
	8	11008635-01
	10	11010635-01 
	14	11014635-01

#### Specifications

Number of Contacts	1	2	3	4	2+2	5	6	7	8	10	14
Wire Gauge	22AWG						26AWG				
Panel Thickness	1.6mm - 3.2mm										
Environmental Protection	IP65/IP67										
Mechanical Life	500 mating cycles										
Operating Temperature	- 45°C - 105°C										
Voltage Rating	110V	110V	110V	110V	110V	60V	60V	60V	60V	30V	30V
Rated Current(40°C)	2A	2A	2A	2A	5A+2A	2A	2A	2A	2A	1A	1A

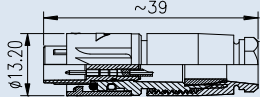
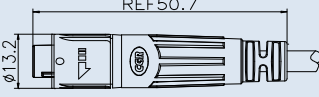
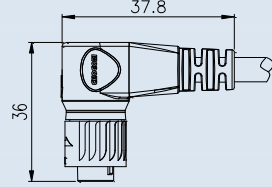
# 500 SERIES










## CHOGORI USA

### 500 Series Specifications

#### 500 Series , Male Connector & Male Pin

Description	Field Installable, 180° Push Lock Type, Solder	Molded, 180° Push Lock Type, Solder	Molded, 90° Push Lock Type, Solder
Figure			

Drawing			
---------	---	--	---

Part-No.	180° Field Installable			180° Molded			90° Molded		
	Contacts	Cable Range(mm)	Part-Number	Contacts	Cable Range(mm)	Part-Number	Contacts	Cable Range(mm)	Part-Number
	1	2.9 - 6.3	11001131-01	1	Max. 6.3	11001133-01-XXX	1	2.9 - 6.3	11001134-01-XXX
	2	2.9 - 6.3	11002131-01 	2	Max. 6.3	11002133-01-XXX 	2	2.9 - 6.3	11002134-01-XXX 
	3	2.9 - 6.3	11003131-01 	3	Max. 6.3	11003133-01-XXX 	3	2.9 - 6.3	11003134-01-XXX 
	4	2.9 - 6.3	11004131-01	4	Max. 6.3	11004133-01-XXX	4	2.9 - 6.3	11004134-01-XXX
	2+2	2.9 - 6.3	11202131-01	2+2	Max. 6.3	11202133-01-XXX	2+2	2.9 - 6.3	11202134-01-XXX
	5	2.9 - 6.3	11005131-01	5	Max. 6.3	11005133-01-XXX	5	2.9 - 6.3	11005134-01-XXX
	6	2.9 - 6.3	11006131-01	6	Max. 6.3	11006133-01-XXX	6	2.9 - 6.3	11006134-01-XXX
	7	2.9 - 6.3	11007131-01	7	Max. 6.3	11007133-01-XXX	7	2.9 - 6.3	11007134-01-XXX
	8	2.9 - 6.3	11008131-01	8	Max. 6.3	11008133-01-XXX	8	2.9 - 6.3	11008134-01-XXX
	10	2.9 - 6.3	11010131-01 	10	Max. 6.3	11010133-01-XXX 	10	2.9 - 6.3	11010134-01-XXX 
	14	2.9 - 6.3	11014131-01	14	Max. 6.3	11014133-01-XXX	14	2.9 - 6.3	11014134-01-XXX



Specifications												
Number of Contacts	1	2	3	4	2+2	5	6	7	8	10	14	
Wire Gauge	22AWG								26AWG			
Cable Range	2.9mm - 6.3mm											
Environmental Protection	IP65/IP67											
Mechanical Life	500 mating cycles											
Operating Temperature	- 45°C - 105°C											
Voltage Rating	110V	110V	110V	110V	110V	60V	60V	60V	60V	30V	30V	
Rated Current(40°C)	2A	2A	2A	2A	5A+2A	2A	2A	2A	2A	1A	1A	

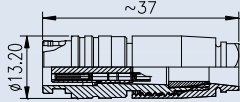
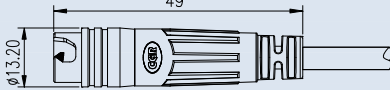
# 500 SERIES







## CHOGORI USA

### 500 Series Specifications

#### 500 Series , Female connector & Female Pin

Description	Field Installable, 180° Push Lock Type, Solder	Molded, 180° Push Lock Type, Solder
Figure		

Drawing		
---------	---	--

Part-No.	Field Installable			Molded		
	Contacts	Cable Range(mm)	Part-Number	Contacts	Cable Range(mm)	Part-Number
	1	2.9 - 6.3	11001431-01	1	Max. 6.3	11001433-01-XXX
	2	2.9 - 6.3	11002431-01 	2	Max. 6.3	11002433-01-XXX 
	3	2.9 - 6.3	11003431-01 	3	Max. 6.3	11003433-01-XXX 
	4	2.9 - 6.3	11004431-01	4	Max. 6.3	11004433-01-XXX
	2+2	2.9 - 6.3	11202431-01	2+2	Max. 6.3	11202433-01-XXX
	5	2.9 - 6.3	11005431-01	5	Max. 6.3	11005433-01-XXX
	6	2.9 - 6.3	11006431-01	6	Max. 6.3	11006433-01-XXX
	7	2.9 - 6.3	11007431-01	7	Max. 6.3	11007433-01-XXX
	8	2.9 - 6.3	11008431-01	8	Max. 6.3	11008433-01-XXX
	10	2.9 - 6.3	11010431-01 	10	Max. 6.3	11010433-01-XXX 
	14	2.9 - 6.3	11014431-01	14	Max. 6.3	11014433-01-XXX

Specifications												
Number of Contacts	1	2	3	4	2+2	5	6	7	8	10	14	
Wire Gauge	22AWG						26AWG					
Cable Range	2.9mm - 6.3mm											
Environmental Protection	IP65/IP67											
Mechanical Life	500 mating cycles											
Operating Temperature	- 45°C - 105°C											
Voltage Rating	110V	110V	110V	110V	110V	60V	60V	60V	60V	30V	30V	
Rated Current(40°C)	2A	2A	2A	2A	5A+2A	2A	2A	2A	2A	1A	1A	