

13000 series

Professional quick-break
momentary pushbutton switches



DISTINCTIVE FEATURES

PC and panel mount models

Bushing Ø 6.35 (1/4) and 11.9 (15/32)

UL and CECC approved



ELECTRICAL SPECIFICATIONS

- Max. current/voltage rating with resistive load :
 - silver contacts (A-AD2) : 4 A 30 VDC
 - gold plated contacts (CD) : 100 mA 30 V
- Minimum load (AD2-CD contacts) : 10 mA 50 mV, 10 µA 5 V min.
- Initial contact resistance : 10 mΩ max.
- Insulation resistance : 1,000 MΩ min. at 5 00VDC
- Dielectric strength :
 - 1,000 Vrms 50 Hz min. between terminals
 - 2,000 Vrms 50 Hz min. between poles and between terminals and frame
- Contact bounce : 2 ms max.
- Electrical life :

Contacts	Max. current/voltage rating	Number of cycles
A	4 A 30 VDC	50,000
AD2	4 A 30 VDC (gold plating : 100 mA 30 VDC max.)	20,000
CD	100 mA 30 VDC	50,000
	Low level or mechanical life	150,000



GENERAL SPECIFICATIONS

- Torque : 1.25 Nm (.922 Ft.lb) max. applied to nut
- Standard panel thickness : 2 mm (.078) max.
- Total travel : 2 mm (.078)
- Operating temperature : -40 °C to +85 °C (-40 °F to +185 °F)

The company reserves the right to change specifications without notice.



13000 series

Professional quick-break momentary pushbutton switches

MATERIALS

- Case : diallyphthalate (DAP)
- Actuator : brass, nickel plated
- Bushing : brass, nickel plated
- Housing : brass, nickel plated
- Contacts :
 - A : silver
 - AD2 : silver, gold plated (2 micron gold)
 - CD : brass, gold plated
- Terminal seal : epoxy

Note : AD2 contacts can be used for high level applications. In this case, the gold layer is considered only as a protection against oxidation during storage.

RELIABILITY - RUN-IN TEST

Upon request, each individual switch can be submitted to a low level run-in test of 50 or 250 cycles to ensure suitability for special applications requiring a very high level of reliability (military, space, etc.).

AGENCY APPROVALS



2 A 125 VAC/250 VAC



CECC 96401-001

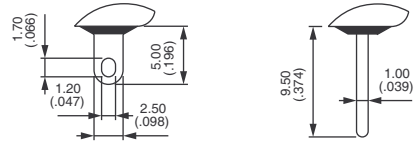
Designed to MIL specifications

Availability :

UL : all models with silver or gold plated silver contacts.
 CECC : consult factory for details of approved models.

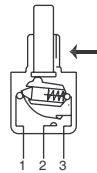
Marking : to order switches marked UL or CECC, complete appropriate box of ordering format.

TERMINALS



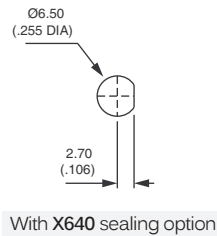
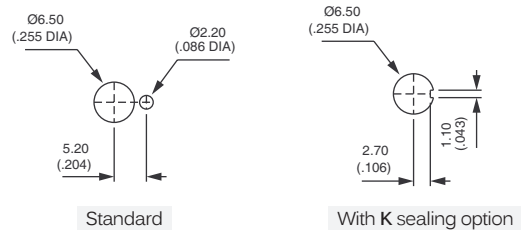
ELECTRICAL FUNCTION

→ KEYWAY



PANEL CUT-OUT

FOR Ø 6,35 (1/4) BUSHING

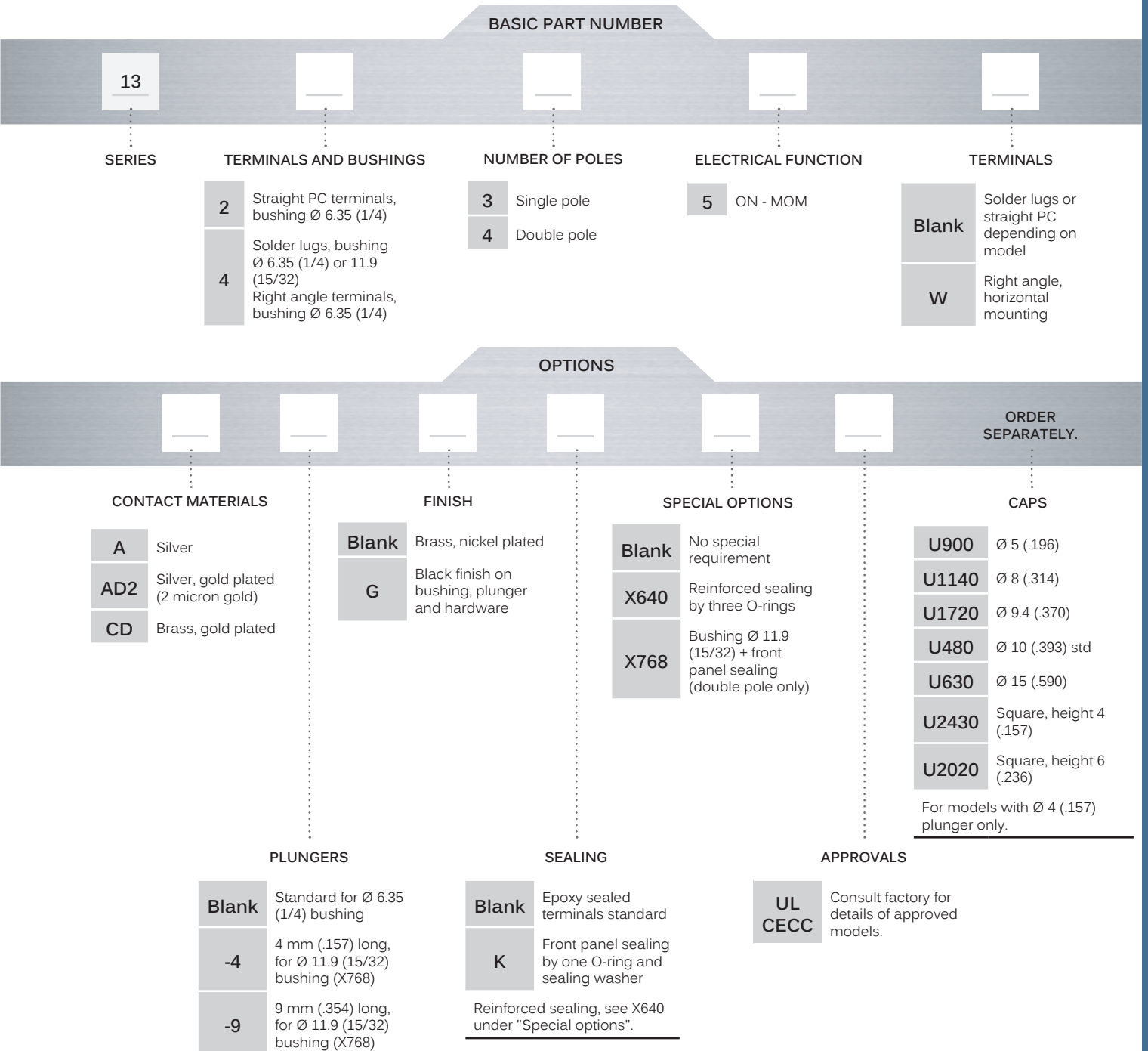


13000 series

Professional quick-break momentary pushbutton switches



BUILD YOUR PART NUMBER



ABOUT THIS SERIES

On the following pages, you will find successively basic part numbers of switches and options in the same order as in above chart.

- ⚠ **Notice** : please note that not all combinations of above numbers are available. Refer to the following pages for further information.
- 💧 **Sealing boots** are available to protect the switches against dust and water. See "Sealing Boots" section.
- 🔧 **Mounting accessories** : standard hardware supplied with all models : 2 hex nuts 8 mm (.314) across flats, 1 locking ring and 1 lockwasher. Standard and special hardware is presented in the "Hardware" section of website.

13000 series

Professional quick-break momentary pushbutton switches

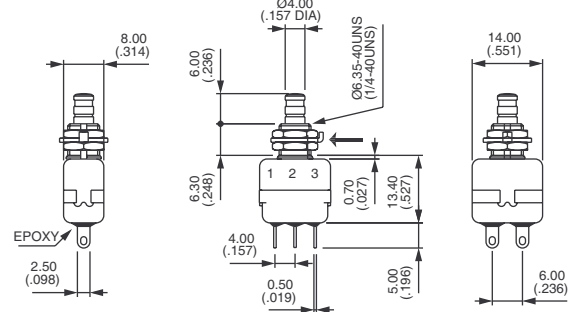
Ø 6.35 BUSHING
SOLDER LUG TERMINALS : 13400



Single pole	1-3	1-2
13435	ON	MOM
Double pole	1-3	1-2
13445	ON	MOM



→ KEYWAY



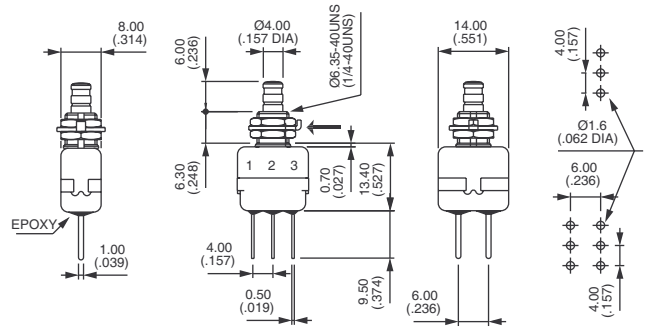
Ø 6.35 BUSHING
STRAIGHT PC TERMINALS : 13200



Single pole	1-3	1-2
13235	ON	MOM
Double pole	1-3	1-2
13245	ON	MOM



→ KEYWAY



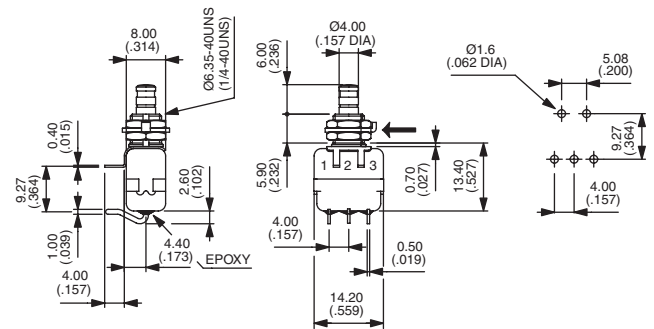
Ø 6.35 BUSHING
RIGHT ANGLE TERMINALS



Single pole	1-3	1-2
13435W	ON	MOM



→ KEYWAY



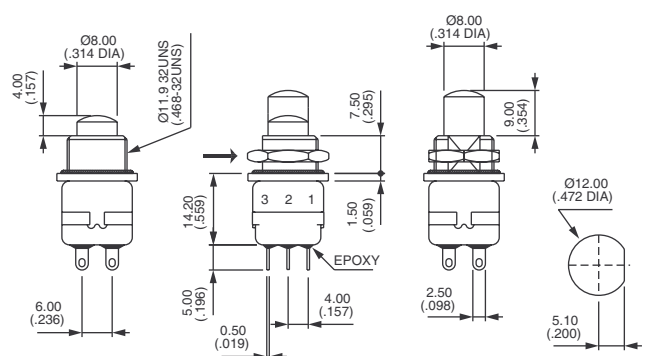
SEALED SWITCH WITH Ø 11.9 FLATTED BUSHING : X768 - SOLDER LUG TERMINALS



Double pole	1-3	1-2
With short plunger	1-3	1-2
13445 -4 X768	ON	MOM
With long plunger	1-3	1-2
13445 -9 X768	ON	MOM



→ FLAT



Short (-4)

Long (-9)

Chrome plated actuator.
Switch guard available for this model : see "Switch guards" section of website.

13000 series

Professional quick-break momentary pushbutton switches

CONTACTS MATERIALS



- A Silver
- AD2 Silver, gold plated (2 micron gold)
- CD Brass, gold plated

PLUNGERS



Dash compulsory before plunger code.

- Blank Standard plunger for \varnothing 6.35 (1/4) bushing
- 4 4 mm (.157) long plunger for \varnothing 11.9 (15/32) bushing (X768 option)
- 9 9 mm (.354) long plunger for \varnothing 11.9 (15/32) bushing (X768 option)

FINISH



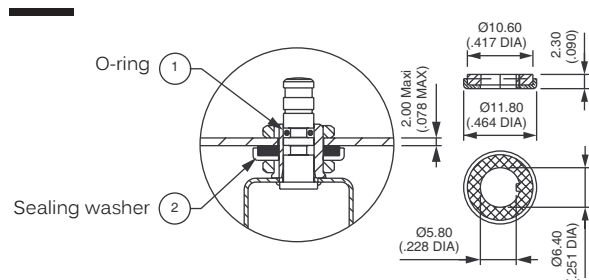
- Blank Bright chrome finish
- G Black finish on bushing, actuator and hardware

SEALING



- K Front panel sealing by one O-ring and sealing washer. Protects the switch against water and dust. Panel seal withstands 1 bar pressure and remains sealed even when switch is operated.

Reinforced sealing : see X640 under "Special options".



SPECIAL OPTIONS

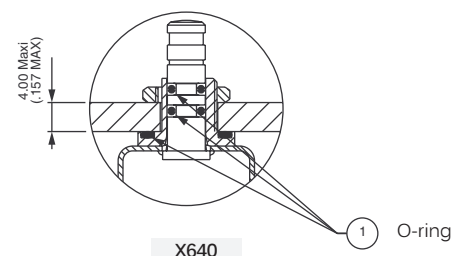


- X640 Front panel sealing by three O-rings. Flatted bush for precise orientation. Protects the switch against water and dust. Panel seal withstands 1 bar pressure and remains sealed even when switch is operated.

⚠ Available on models with \varnothing 6.35 (1/4) bushing only.

- X935 C-ring on plunger for positive stop

- X768 Sealed switch with \varnothing 11.9 (15/32) flatted bushing. Chrome plated actuator. Solder lug terminals, double pole. Contact and finish options available. See previous pages.



13000 series

Professional quick-break
momentary pushbutton switches

AGENCY APPROVALS

BASIC P/N

UL

CECC CECC 96401-001

Blank No agency approval required.

Availability

UL : all models with silver or gold plated silver contacts

CECC : consult factory for details of approved models.

Marking

To order switches marked UL or CECC, please complete above box with desired approval.